










SCAG POWER EQUIPMENT

SERVICE INFORMATION SHEET 181

LAWN STRIPER APPLICATION CHART

Please refer to the information below in order to determine the correct lawn striper package and install kits applicable to Scag mowers. Stocking a variety of install kits in addition to the three (3) multi-use roller assemblies available will allow you to easily meet the needs of your customers.

	Model	Serial Number Range	Striper Assy.	Install Kit	Comments
	SZL	See Comments	923M	922Q	SZL-36 Machines
	SZL	See Comments	923F	922Q	SZL-48/52/61 Machines
	SFZ	See Comments	923F	921S	SFZ-48/52/61 Machines Equipped With 20" Rear Tires
	SFZ	See Comments	923F	921T	SFZ-52/61 Machines Equipped With 22" Rear Tires
	SFZ	See Comments	923F	921T	SFZ-61 Machines Equipped With 23" Rear Tires
	SFZP	All	923F	921T	
	SPZ	All	923F	921T	
<i>CHEETAH</i>	SCZ 48/52	All	923F	921U	
<i>CHEETAH</i>	SCZ 61/72	All	923G	921W	
<i>CHEETAH II</i>	SCZII	All	923G	921W	
<i>TIGER CAT</i>	STC	All	923G	923H	
<i>TIGER CAT II</i>	STCII	All	923G	923H	
	STT	All	923G	923H	
	STTII	All	923G	923H	